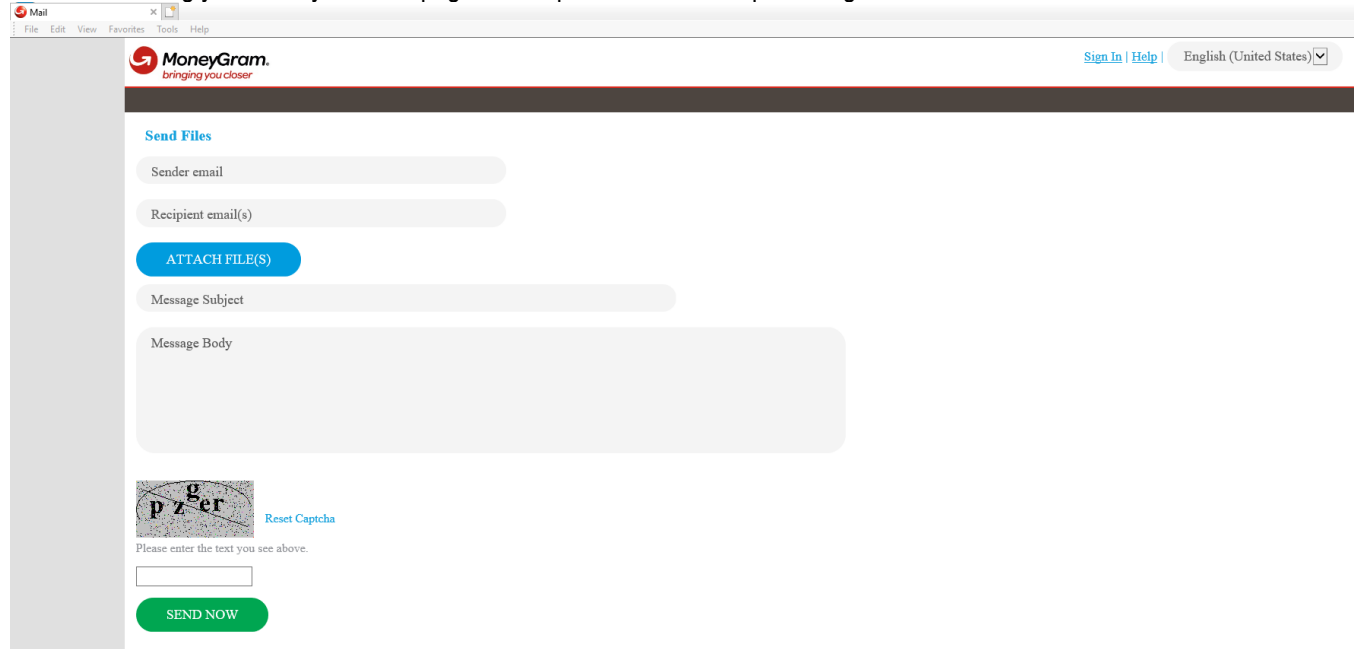


Secure File Transfer Start Guide

Use this link <https://securefiletransfer.moneygram.com/mail> to access the Secure File Transfer portal to send attachments/files. You may want to bookmark the link or save it to your Favorites.

The link will bring you directly to email page as this portal does not require a log in.



The screenshot shows a web browser window with the MoneyGram logo and navigation links. The main content area is titled "Send Files" and contains several input fields: "Sender email", "Recipient email(s)", "Message Subject", and "Message Body". A blue button labeled "ATTACH FILE(S)" is positioned between the recipient email and message subject fields. Below these fields is a CAPTCHA section with a "p z ger" image, a "Reset Captcha" link, and a "SEND NOW" button.

This is the From/To for the email. Your email address will **NOT** automatically be filled in. For the 'To' box, type the email address of your recipients. Unlike Outlook, this field is not predictive, so you will have to type in the email address in its entirety. Alternatively, you could copy and paste the information into this box.

Send Files

Sender email

Recipient email(s)

This is the subject line for the email to be sent.


- 1) Choose a subject line that is **descriptive of the contents** of your email attachments.
- 2) This is where you attach your files. Click on the 'ATTACH FILE(S)' button to locate and attach files as you would for any email. If you have more than one file to send you should first zip/compress the files into a single zip file outside of this form and then attach the single zip file.
- 3) This is the body of your email. Fill in your message as you would for any email.

ATTACH FILE(S)

Message Subject

Message Body

Be sure to enter the Captcha, before hitting send or the email will fail.



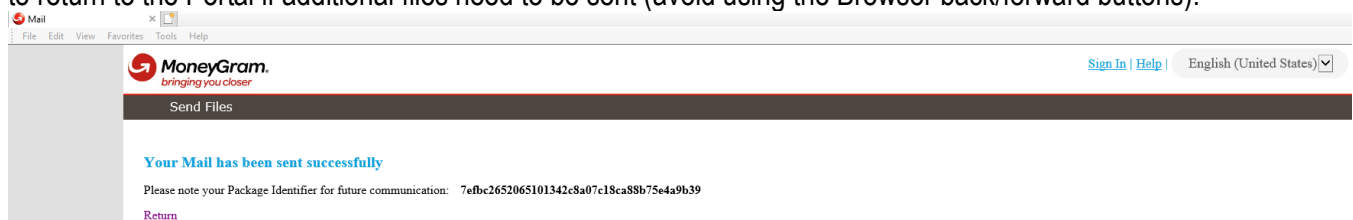
[Reset Captcha](#)

Please enter the text you see above.

SEND NOW

* A one-time password for the recipient will be automatically generated and sent to them to ensure that the same passwords are not used every time. The password email will include the original filename for reference.

Once the email has been sent, a notification similar to message below will be displayed. Please use the 'Return' link to return to the Portal if additional files need to be sent (avoid using the Browser back/forward buttons).



The screenshot shows a web browser window with the MoneyGram logo and navigation links. The main content area displays a notification: "Your Mail has been sent successfully". Below this, it provides a Package Identifier: "7efbc2652065101342c8a07c18ca88b75e4a9b39" and a "Return" link.

The recipient of the email will receive two email messages. The first email message will include the one-time password they need to “pick up” the document which will include the filename for reference.

From: securefiletransfer@moneygram.com <securefiletransfer@moneygram.com>

Sent: Wednesday, January 8, 2020 5:01 PM

To: test <test@moneygram.com>

Subject: test



The following files have been made available to you for download:

Test.txt

Access to these files is restricted by password.

On accessing the files, please enter your e-mail address for user name and provide the following password:

3w%Z9+Ph

For reasons of security, this e-mail has been sent to you separately from the download links for the files.

The second email message will include the link to pick-up the file, which should be clicked in order to download the file using the one-time password provided in the first email message. This second email message includes a ‘Reply To Sender’ link if a response needs to be sent back to the Sender. Clicking the ‘Reply To Sender’ link will return the user to the Portal page, which will pre-populate the new ‘Recipient Email Address’ field with the original Sender’s email address.

From: securefiletransfer@moneygram.com <securefiletransfer@moneygram.com>

Sent: Wednesday, January 8, 2020 4:33 PM

To: test <test@moneygram.com>

Subject: test



The following attachments have been sent to you using MGI Secure Transfer:

Today'swork_1.txt:

<https://securefiletransfer.moneygram.com/portal-seefx/~public/bab45ad4-50e9-4574-b1a2-e12045021dde?download>

User name for upload/download links are the recipient's email address

These links will expire in 20 day(s).

From: test@moneygram.com

Sent: Wednesday, January 08, 2020 04:32 PM CST

To: test@moneygram.com

[Reply To Sender](#)

test

Lastly, the Sender of the file(s) will receive a Summary email message with details about the file(s) that they have transferred to a recipient to keep for future reference.

From: test@moneygram.com <test@moneygram.com>

Sent: Wednesday, January 8, 2020 4:33 PM

To: test <test@moneygram.com>

Subject: test



Thank you for using MoneyGram's Secure File Transfer.

Here are the summary details of the email that you sent at 2020-01-08T16:32:32.366-06:00

Files

Today'swork_1.txt

To: test@moneygram.com

Summary

Package Identifier: **7efbc2652065101342c8a07c18ca88b75e4a9b39**

Expiration: **2020-01-28T16:32:31.266-06:00**